














Ingresses and Cycles of the Lunar Nodes – Mean Node* - UT

www.astrosynthesis.com.au

	Current Cycle	Last Cycle	Previous Cycle	Previous Cycle	Previous Cycle
	29 Jan 2025 19 Aug 2026	19 Jun 2006 7 Jan 2008	8 Nov 1987 28 May 1989	29 Mar 1969 16 Oct 1970	17 Aug 1950 6 Mar 1952
	12 Jul 2023 29 Jan 2025	30 Nov 2004 19 Jun 2006	20 Apr 1986 8 Nov 1987	9 Sep 1967 29 Mar 1969	28 Jan 1949 17 Aug 1950
	23 Dec 2021 12 Jul 2023	13 May 2003 30 Nov 2004	1 Oct 1984 20 Apr 1986	19 Feb 1966 9 Sep 1967	11 Jul 1947 28 Jan 1949
	4 Jun 2020 23 Dec 2021	24 Oct 2001 13 May 2003	14 Mar 1983 1 Oct 1984	2 Aug 1964 19 Feb 1966	22 Dec 1945 11 Jul 1947
	16 Nov 2018 4 Jun 2020	5 Apr 2000 24 Oct 2001	25 Aug 1981 14 Mar 1983	13 Jan 1963 2 Aug 1964	3 June 1944 22 Dec 1945
	28 Apr 2017 16 Nov 2018	17 Sep 1998 5 Apr 2000	5 Feb 1980 25 Aug 1981	26 Jun 1961 13 Jan 1963	15 Nov 1942 3 June 1944
	10 Oct 2015 28 Apr 2017	27 Feb 1997 17 Sep 1998	19 Jul 1978 5 Feb 1980	7 Dec 1959 26 Jun 1961	27 Apr 1941 15 Nov 1942
	22 Mar 2014 10 Oct 2015	11 Aug 1995 17 Sep 1998	29 Dec 1976 19 Jul 1978	20 May 1958 7 Dec 1959	9 Oct 1939 27 Apr 1941
	2 Sep 2012 22 Mar 2014	21 Jan 1994 11 Aug 1995	12 Jun 1975 29 Dec 1976	30 Oct 1956 20 May 1958	21 Mar 1938 9 Oct 1939
	13 Feb 2011 2 Sep 2012	4 Jul 1992 21 Jan 1994	22 Nov 1973 12 Jun 1975	13 Apr 1955 30 Oct 1956	1 Sep 1936 21 Mar 1938
	27 Jul 2009 13 Feb 2011	15 Dec 1990 4 Jul 1992	5 May 1972 22 Nov 1973	23 Sep 1953 13 Apr 1955	12 Feb 1935 1 Sep 1936
	7 Jan 2008 27 Jul 2009	28 May 1989 15 Dec 1990	16 Oct 1970 5 May 1972	6 Mar 1952 23 Sep 1953	25 Jul 1933 12 Feb 1935

**The Mean Node is used for this table as it has a continuous retrograde uniform movement through the zodiac – this table will help you locate an approximate time of your returns and oppositions*